
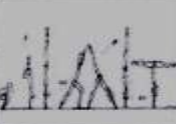












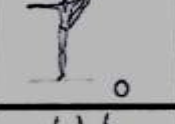

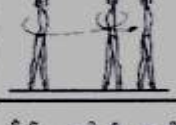
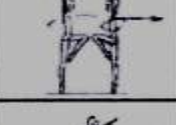


























FICHE BAC SOL FILLE à remettre au jury par la candidate

Nom :
N° d'inscription :

Prénom :
Date :

A: 0.40	B : 0.60	C : 0.80	D: 1.00
----------------	-----------------	-----------------	----------------

Difficultés		A = 0,4	B = 0,6	C = 0,8	D = 1,00
ATR	1				
	2				
SM	3				
	4				
LG	5				
	6			 ou 	 ou 
	7				
AC	8				
	9				
	10				

DIFFICULTES / 6 pts

A : 0,40 × =

B : 0,60 × =

C : 0,80 × =

D : 1 × =

Total =/6pts

NOTE =/6pts

COMPOSITION / 3 pts

6 ELEMENTS MINIMUM :

- 4 familles gymniques distinctes
- 2 niveaux de difficulté
- Temps de 30'' à 1mn
- 2 longueurs dont 1 diagonale

Non- respect de ces exigences : -1pt

Voir tableau protocole

0 à 1 pt	1,5pt à 2pts	2,5 à 3,5pt

NOTE =/3pts

EXECUTION / 8 pts

Pénalités : -2pt pour tout élément en dessous de 6 éléments

NOTE =/ 8pts

JUGE / 3pts

NOTE =/ 3pts

NOTE finale:
..... /20pts

Equivalence entre les points de difficulté et la note difficulté sur 6pts

Note :	0,5	1	1,5	2	2,5	3	3,5	4	4,5	5	5,5	6
Points :	2,6	2,8	3	3,2	3,4	3,6	4	4,4	4,8	5,2	5,6	5,8